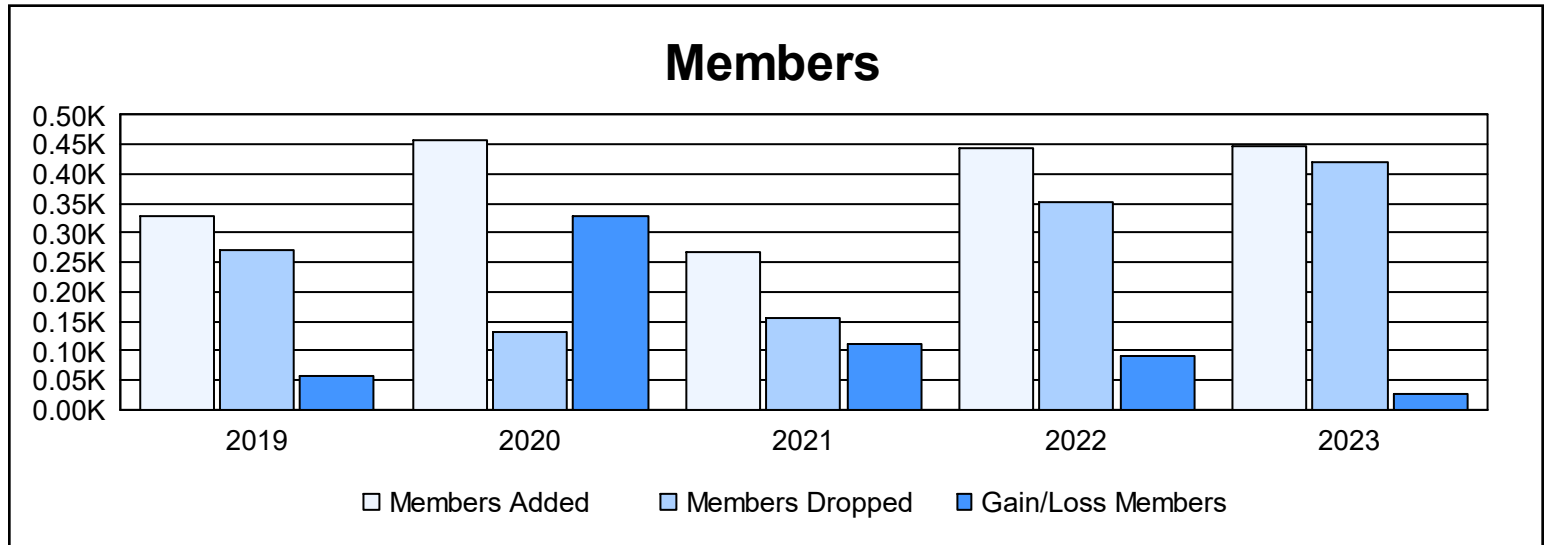
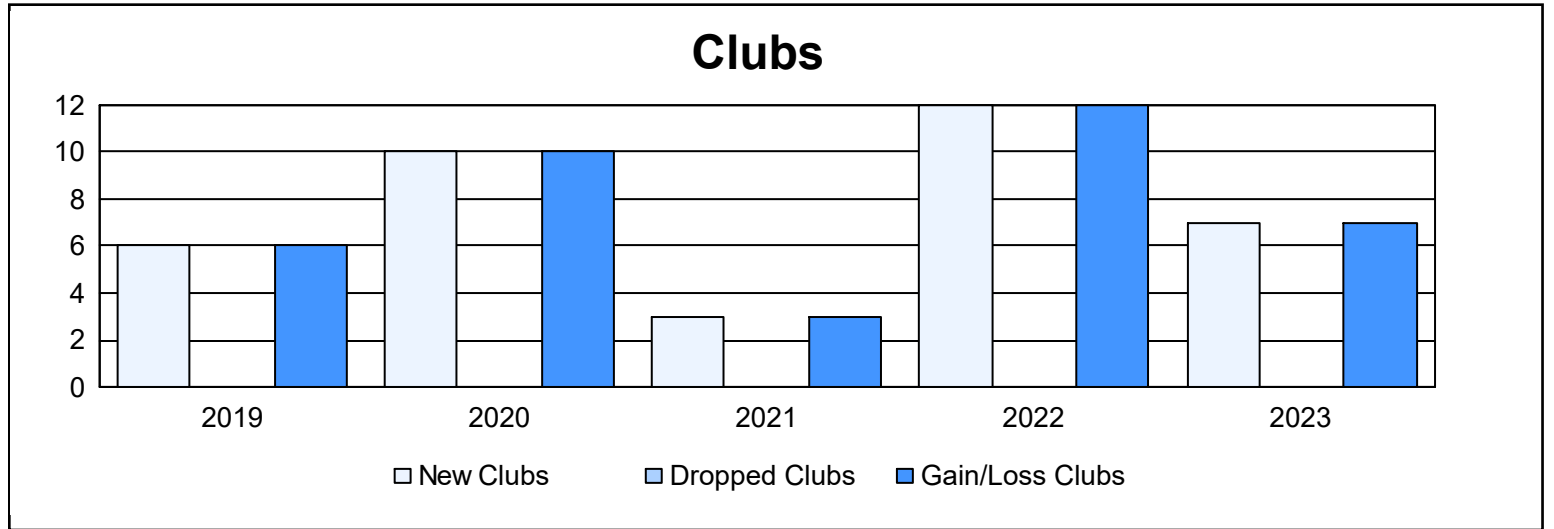
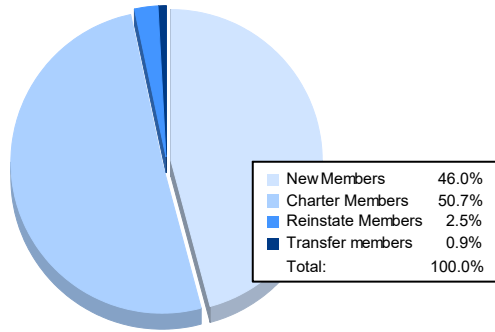


| Year           | New Clubs | Dropped Clubs | Gain/ Loss Clubs | New Members | Charter Members | Reinstate Members | Transfer Members | Total Member Added | Total Members Dropped | Gain/ Loss Members |
|----------------|-----------|---------------|------------------|-------------|-----------------|-------------------|------------------|--------------------|-----------------------|--------------------|
| 2018-2019      | 6         | 0             | 6                | 153         | 160             | 5                 | 10               | 328                | 270                   | 58                 |
| 2019-2020      | 10        | 0             | 10               | 209         | 229             | 3                 | 18               | 459                | 132                   | 327                |
| 2020-2021      | 3         | 0             | 3                | 172         | 70              | 8                 | 16               | 266                | 156                   | 110                |
| 2021-2022      | 12        | 0             | 12               | 152         | 283             | 4                 | 6                | 445                | 353                   | 92                 |
| 2022-2023      | 7         | 0             | 7                | 205         | 226             | 11                | 4                | 446                | 420                   | 26                 |
| <b>Average</b> | <b>8</b>  | <b>0</b>      | <b>8</b>         | <b>178</b>  | <b>194</b>      | <b>6</b>          | <b>11</b>        | <b>389</b>         | <b>266</b>            | <b>123</b>         |



### Membership Composition June 2023 Cumulative



### Gender Composition June 2023 Cumulative

